
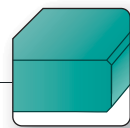


Molatrice bilaterale per l'esecuzione del **filo piatto con filetti** Double edger for the processing of the **flat edge with arris**

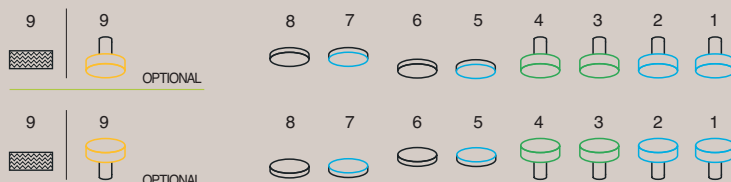
Doppelseitige Schleifmaschine zum Schleifen von **flacher Kante mit Saum**

Canteadora bilateral para la ejecución de **canto plano con aristas**


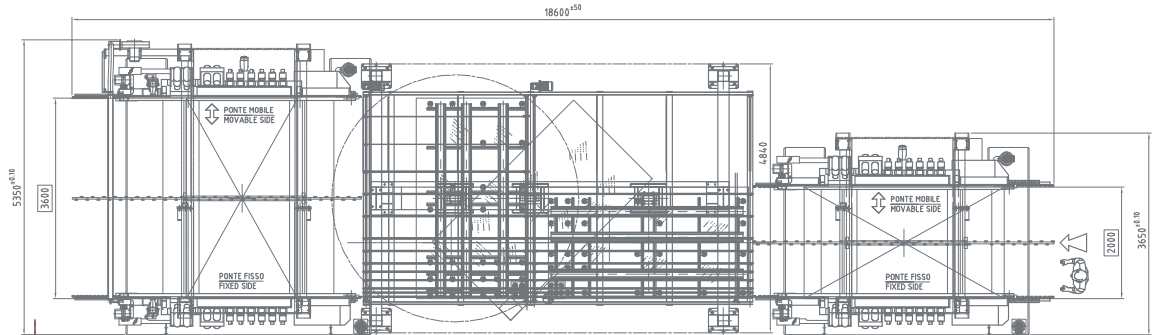
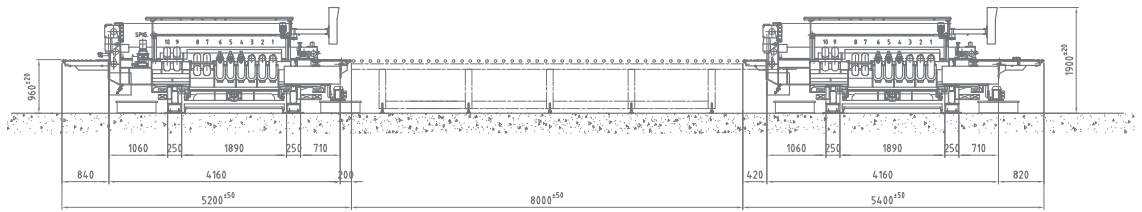
Meuleuse bilatérale pour le façonnage du **joint plat avec arêtes**



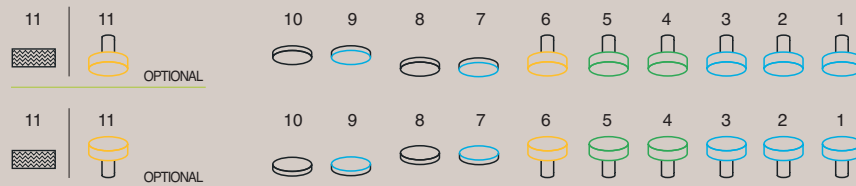
0,5 - 6 m/min OPTIONAL 0,5 - 8 m/min	190 mm (ALTRE A RICHIESTA / DIFFERENT ON DEMAND)	4.200 mm (ALTRE A RICHIESTA / DIFFERENT ON DEMAND)	3 - 20 mm	37	5.440x4.520 xH1.900 mm*	6.500 Kg*	600 Kg (ALTRI A RICHIESTA / DIFFERENT ON DEMAND)	960 mm
20 - 236 "/min OPTIONAL 20 - 315 "/min	7,4 " (ALTRE A RICHIESTA / DIFFERENT ON DEMAND)	165 " (ALTRE A RICHIESTA / DIFFERENT ON DEMAND)	1/8 - 3/4 "		214.2x178 xH74.8 **	14,330 lbs*	1,322.8 lbs (ALTRI A RICHIESTA / DIFFERENT ON DEMAND)	37.8"



* con apertura 3.000 mm (118 ")
/ for 3.000 mm (118 ") opening



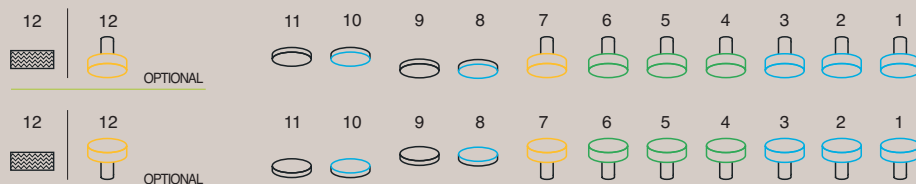
0,5 - 6 m/min OPTIONAL 0,5 - 8 m/min	190 mm (ALTRE A RICHIESTA / DIFFERENT ON DEMAND)	4.200 mm (ALTRE A RICHIESTA / DIFFERENT ON DEMAND)	3 - 25 mm	45	5.820x4.520 xH1.900 mm*	7.000 Kg*	600 Kg (ALTRI A RICHIESTA / DIFFERENT ON DEMAND)	960 mm
20 - 236 "/min OPTIONAL 20 - 315 "/min	7.4 " (ALTRE A RICHIESTA / DIFFERENT ON DEMAND)	165 " (ALTRE A RICHIESTA / DIFFERENT ON DEMAND)	1/8 - 1 "		229.1x178 xH74.8 **	15,432 lbs*	1,322.8 lbs (ALTRI A RICHIESTA / DIFFERENT ON DEMAND)	37.8"



* con apertura 3.000 mm (118 ")
/ for 3.000 mm (118 ") opening

BETA 10

0,5 - 6 m/min OPTIONAL 0,5 - 8 m/min	190 mm (ALTRE A RICHIESTA / DIFFERENT ON DEMAND)	4.200 mm (ALTRE A RICHIESTA / DIFFERENT ON DEMAND)	3 - 25 mm	49	6.010x4.520 xH1.900 mm*	7.300 Kg*	600 Kg (ALTRI A RICHIESTA / DIFFERENT ON DEMAND)	960 mm
20 - 236 "/min OPTIONAL 20 - 315 "/min	7.4 " (ALTRE A RICHIESTA / DIFFERENT ON DEMAND)	165 " (ALTRE A RICHIESTA / DIFFERENT ON DEMAND)	1/8 - 1 "		236.6x178 xH74.8 **	16,093 lbs*	1,322.8 lbs (ALTRI A RICHIESTA / DIFFERENT ON DEMAND)	37.8"



* con apertura 3.000 mm (118 ")
/ for 3.000 mm (118 ") opening

BETA 11