



# EMAR S.R.L.

## GLASS WORKING EQUIPMENT

Via del Lavoro, 2B


20069 Pozzo d'Adda (MI) - Italy

Tel. +39 - 02 - 90967625

Fax +39 - 02 - 90967628

Website: <http://www.emar.it>

E-mail: [emar@emar.it](mailto:emar@emar.it)



### **AUTOMATIC WASHING LINE FOR GLASS**

**Mod. M 2502E PA**

VOLTAGE	: 400 Vac. 3 Phase+Neutral 50 Hz.
TOTAL ABSORBED POWER	: 26 Kw. 400 Vac. 50 Hz.
VENTILATOR MOTOR	: 7,5 Kw. 400 Vac. 3 Phase 50 Hz.
HOT WATER RESISTANCE	: 4.5 Kw. 400 Vac. 3 Phase 50 Hz
WASHABLE GLASS DIMENSIONS	: Minimum about 350 mm. x 250 H mm. : Maximum about 2900 x 2500 h. mm.
GLASS WASHABLE THICKNESS	: From 3 to 14 mm. self-adjustable
ROLLER PRESS THICKNESS	: about 50 mm.
WORKING SPEED	: From 3 to 6 mt/min
WORKING DIRECTION	: From left to right
WORKING PLANE HEIGHT	: 600 mm. about
HEIGHT	: 3.400 mm. about
LENGHT	: 18.000 mm. about
WIDTH	: 1.600 mm. about
WEIGHT	: 5.000 Kg. about

Composed as follows:

- 01 Entry with a length of 3 mt. , 2,5 mt. height with clutched anticut vulcollan rollers, mounted on bearings and bushing . This module has a motor complete of reducer .Protections against access to the dangerous parts of the machine according to the EU norms.

*INCLUDED*



- 01 Washing machine with a length of 2,9 mt and height of 2,5 mt. Composed by 6 brushes diameter of 160 mm. with stainless steel shafts, complete with three tanks with pumps, filters and internal in stainless steel. Heating water to 4.5 kW. Blower included in an insulated boxafono with system to close the air when the glass is still in the machine. Speed electronically self-adjustable from 3 to 6 mt per min. System of protection against access to dangerous parts of the machine according to European standards.

*INCLUDED*

Optional low-e brushes  
Optional brushes open system for magnetronic glass

*NOT INCLUDED*  
*NOT INCLUDED*




- 01 Motorized exit with a length of 3 mt. and height of 2,5 mt. with clutched anticut vulcollan rollers, mounted on bearings and bushing. This module has a motor completed of reducer. Inspection glass control lights, stop-glass sensors. Protections against access to the dangerous parts of the machine according to the EU norms.

*INCLUDED*



- 01 Motorized assembling station with a length of 3 mt. and height of 2,5 mt. , with double clutched anticut vulcollan rollers, mounted on bearings and bushing. This module has a motor complete of reducer. Inspection glass control lights , stop-glass sensors. Hydraulic system of positioning of the frame with a considerable precision. Everything is controlled by sensors that automatically recognize the glass thickness, so the operator doesn't have to regulate anything manually, but in the same time can work with different glass thickness. Acoustic and luminous indicator as requested by CE rules. Mechanical stop-glass block system to obtain a maximum precision during the working process. Protections against access to the dangerous parts of the machine according to the EU norms.

*INCLUDED*



**EASY TOUCH  
SYSTEM**



01 Panel press with a length of 3,15 mt. and height of 2,5 mt. with double clutched anticut vulcollan rollers, mounted on bearings and bushing. This module has a motor complete of reducer. Slipping system of the front plane mounted on sphere bearings. Movements through toothed pulley with belt. Sensors for glass presence and mechanic stop for a better working process. Electronic speed of the plane movements and detector system of the pressure power. This machine is able to identify the different glass dimensions and use only the necessary areas , allowing energy saving. Automatic system of suction glass. Air cushion on the back plane with shutter to block the air. The movements of the pressing system is gave by toothed belt that interact on the four mechanical pressure points, controlled by single electronic system. Thermic control of the motors with visualization on digital display. Emergency push button with security control unit to stop all moving parts of the line. Working speed controlled by PLC in order to optimized working process. Automatic panel assembling carry out inside the press with mechanical movements of the plane and automatic regulation of the pressing through electronic system according to panel dimensions. Regulation and visualization through **EASY TOUCH SYSTEM** control panel that allows the operator to control the working process, to regulate the times and control the single operation of each component. All controls in contact with operator are in safety low tension. Protections against access to the dangerous parts of the machine according to the EU norms

*INCLUDED*

Optional automatic system for triple glass  
Optional automatic opening system to 350 mm

*INCLUDED*

*INCLUDED*

01 Motorized exit with a length of 3 mt. and height of 2,5 mt. , with clutched anticut vulcollan rollers, mounted on bearings and bushing. This module has a motor complete of reducer . Protections against access to the dangerous parts of the machine according to the EU norms

*NOT INCLUDED*



Optional hydraulic tilting table system

*INCLUDED*

Recommend the feed water of the washing machine having the following characteristics:

Conductivity	less than 10 uS (microsiemens)
Total hardness	less than 5 ° F (French degrees)
Salt content	less than 5 mg / L
Chloride	less than 5 mg / L
Iron	less than 0.05 ppm
Turbidity	less than 0.5 ftou

If the water values are higher than our advice, the final result of glass cleaning can be compromised. If necessary, on request, we can provide the equipment for water cleaning.